

Pre-1760
1780-1760
1800-1780
1820-1800
1840-1820
1860-1840
1880-1860
1900-1880
1920-1900

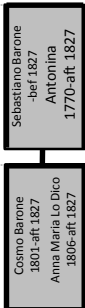
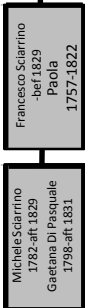
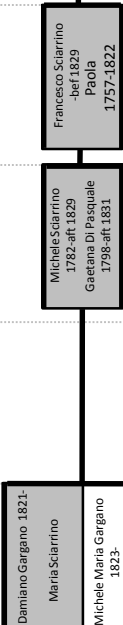
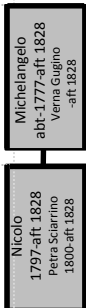
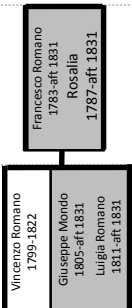
1A

1B

1C

1D

1E



KEY
 Subject surnames are shown in larger font as first name only (Caterina 1885); in-laws are in smaller font and shown as a whole name (Nicolò Leone 1886). Married couples are shown in a gray box; offspring are connected by a vertical line. If unmarried (or no spouse was found) the name is listed individually.
 If birth date is not known, the date is shown as "abt" by subtracting approx. 20 years from the birth of the first-known offspring.

Some family unit connections on these trees are inferred (marked as such) and may not actually be related. As an example: A birth record was found for "John Smith" born in 1801 to Jim Smith and Mary Doe (both born in 1775), but there was no marriage or death records found for John. Later, we find a birth record for "Jimmy Smith" born in 1830 to parents "John Smith (age 30) and Sue Black (age 28). We note that we just discovered two "John Smiths" which have similar birth years, so it is possible they are the same person. There is no guarantee they are the same, so this family unit is marked as inferred. This suggests that we found the wife of our original John Smith, so Sue Black is paired with him (we do know that the couple "John and Sue" exists; we are just not exactly sure if they connect to Jim and Mary. It is also inferred that we have now connected Jimmy Smith to his grandfather Jim Smith. (NOTE: Confidence is increased because Jimmy may have been named after his grandfather.) However, if we had two or more potential unassigned candidates for John Smith (all born around 1800) we would not make the connection to either because we can't be sure which could be correct.